

**DURALITE**  
*Storm Doors*




*Discover the Duralite difference.*

# DURALITE Storm Doors


## # 755

- Premium quality
- Equalite design
- 2 1/2" x 1 1/4" frame
- 5 brass fitted hinges
- Z-bar w/wool pile
- Adjustable bottom sweep
- All hardware
- Kickplate design:  
Bronze or White,  
Rustic Cedar, Mill,  
Diamond embossed
- Glazed in clear or gray  
tempered safety glass




## # 755 - 3

- Premium quality
- Equalite design
- 2 1/2" x 1 1/4" frame
- 5 brass fitted hinges
- Z-bar w/wool pile
- Adjustable bottom sweep
  - All hardware
- Glazed in gray or clear  
tempered safety glass
- Kickplate design: Glass




## # 96

- Premium quality
- Full-view w/7" Kickplate
- 2 1/2" x 1 1/4" frame
- 5 brass fitted hinges
- Z-bar w/wool pile
- Adjustable bottom sweep
- All hardware
- Kickplate Design: Bronze  
or White, Rustic Cedar, Mill,  
Diamond embossed
- Glazed in clear tempered  
safety glass



## # 799

- Premium Quality
- Full-view Design
- 3" x 1 1/4" frame w/inner wall  
design for additional strength
  - 5 brass fitted hinges
  - Z-bar w/wool pile
- Adjustable bottom sweep
  - All hardware
- Marine glazed with gray or  
clear tempered safety glass
- Oversized will be built as  
96; glazed in gray or clear



### *Our performance pledge:*

Every Duralite product is backed by our pledge of quality performance in material, workmanship and service after the sale. Your satisfaction is our only measure of success.