

**DURALITE**  
*Double Hung Tilt*  
Aluminum Window



Tilts for easy cleaning

*Discover the Duralite difference.*



# DURALITE

## Double Hung Tilt







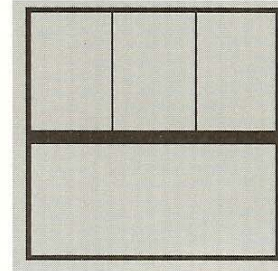
Aluminum Window



### Features:

- 3 1/4" thick heavy duty main frame.
- .062" thickness and 6063-T5 aluminum alloy on all main and sash frames.
- Thermally broken main and sash frames to reduce cool and heat transfer.
- Double weatherstrip on both sashes with wool pile and fin seal.
- 7/8" insulated glass using 1/8" glass and Tremco "Swiggle Strip".
- 5/8" heavy duty spiral sash balances.
- Both top and bottom sashes operate.
- Both sashes tilt in for easy cleaning from inside your home.
- Installation fins and anchors are .050" thickness and 6063-T5 alloy.

### Examples of available lite combinations:



### Options:

- Colors . . . . : Bronze or white, baked on enamel finish.
- Glass . . . . : Clear or gray tinted glass in stock.  
(Specialty glass also available upon request.)
- Lites . . . . : Multi-lites available upon request.
- Screen . . . . : Standard fiberglass wire or "Sunscreen".
- Main Frame: Replacement (no flanges)  
Mobile home flange (flange on outer edge)  
Prime window flange (flange in center)
- Windows can be mulled together to accommodate larger openings.

### Our performance pledge:

Every Duralite product is backed by our pledge of quality performance in material, workmanship and service after the sale. Your satisfaction is our only measure of success.